



# 21<sup>ST</sup> CENTURY SCHOOLS BOND ADVISORY COMMITTEE

---

JUNE 14, 2022



# OFFICE OF SCHOOL FACILITIES GOB UPDATE



**Raul F. Perez**

**Office of School Facilities**

---

**305-995-1607**

**[rperez6@dadeschools.net](mailto:rperez6@dadeschools.net)**

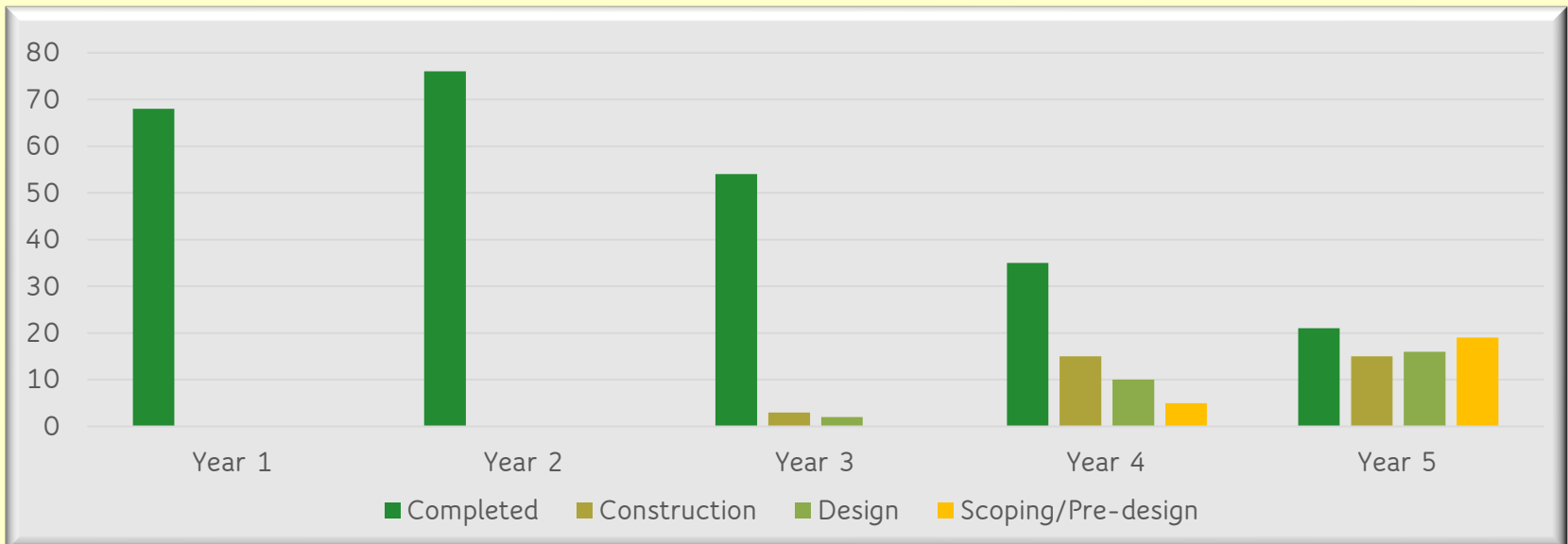
**[construction.dadeschools.net](http://construction.dadeschools.net)**

# GOB PROJECT UPDATE

Project Status as of June 6, 2022



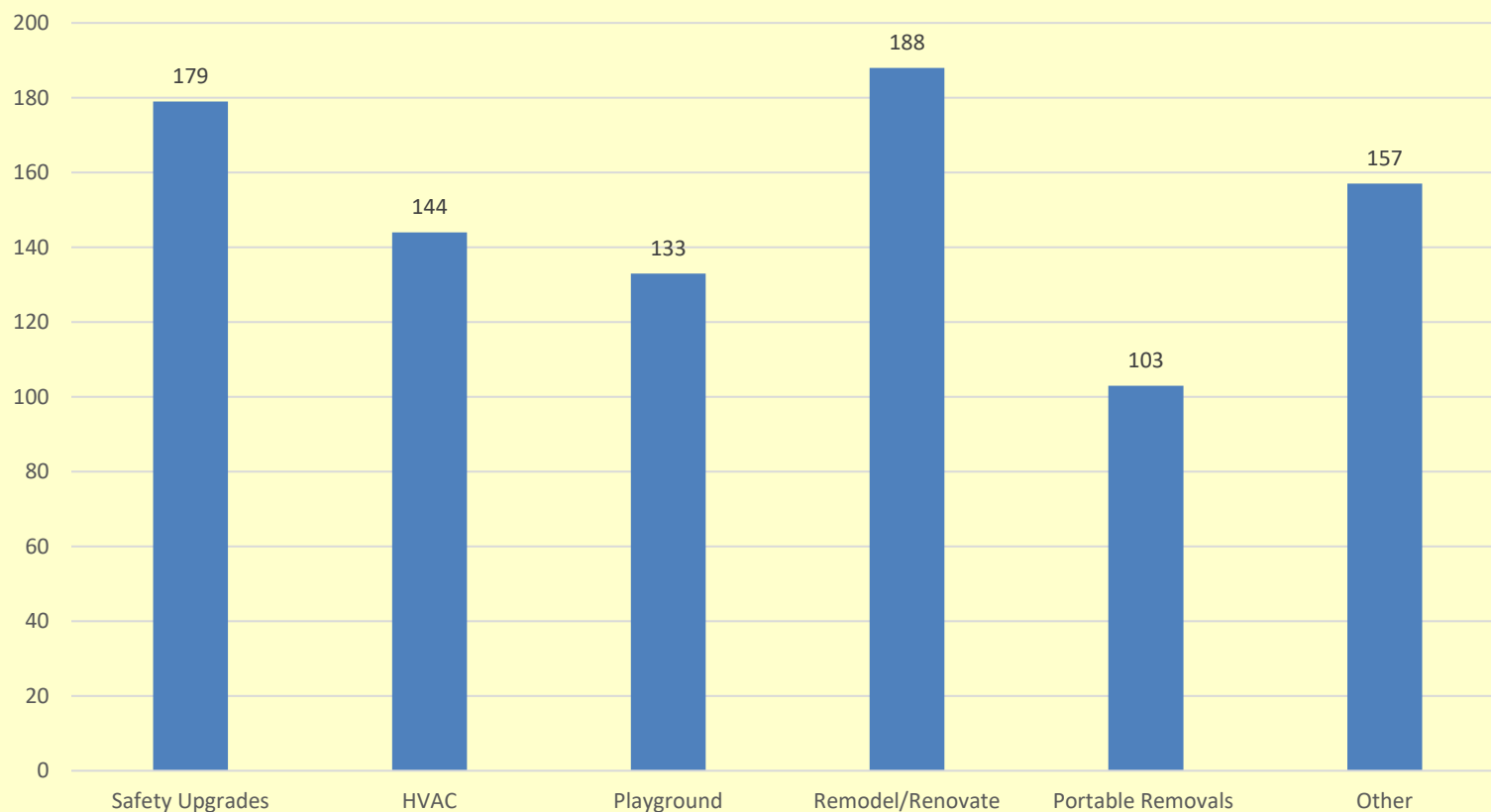
	YEAR 1	YEAR 2	YEAR 3	YEAR 4	YEAR 5	TOTAL
COMPLETED	68	76	54	36	25	259
CONSTRUCTION			3	16	12	31
DESIGN			2	9	15	26
SCOPING / PRE-DESIGN				4	19	23
TOTAL	68	76	59	65	71	339



# GOB PROJECT UPDATE



## Accelerated/Complementary Scope Projects by Category As of June 6, 2022

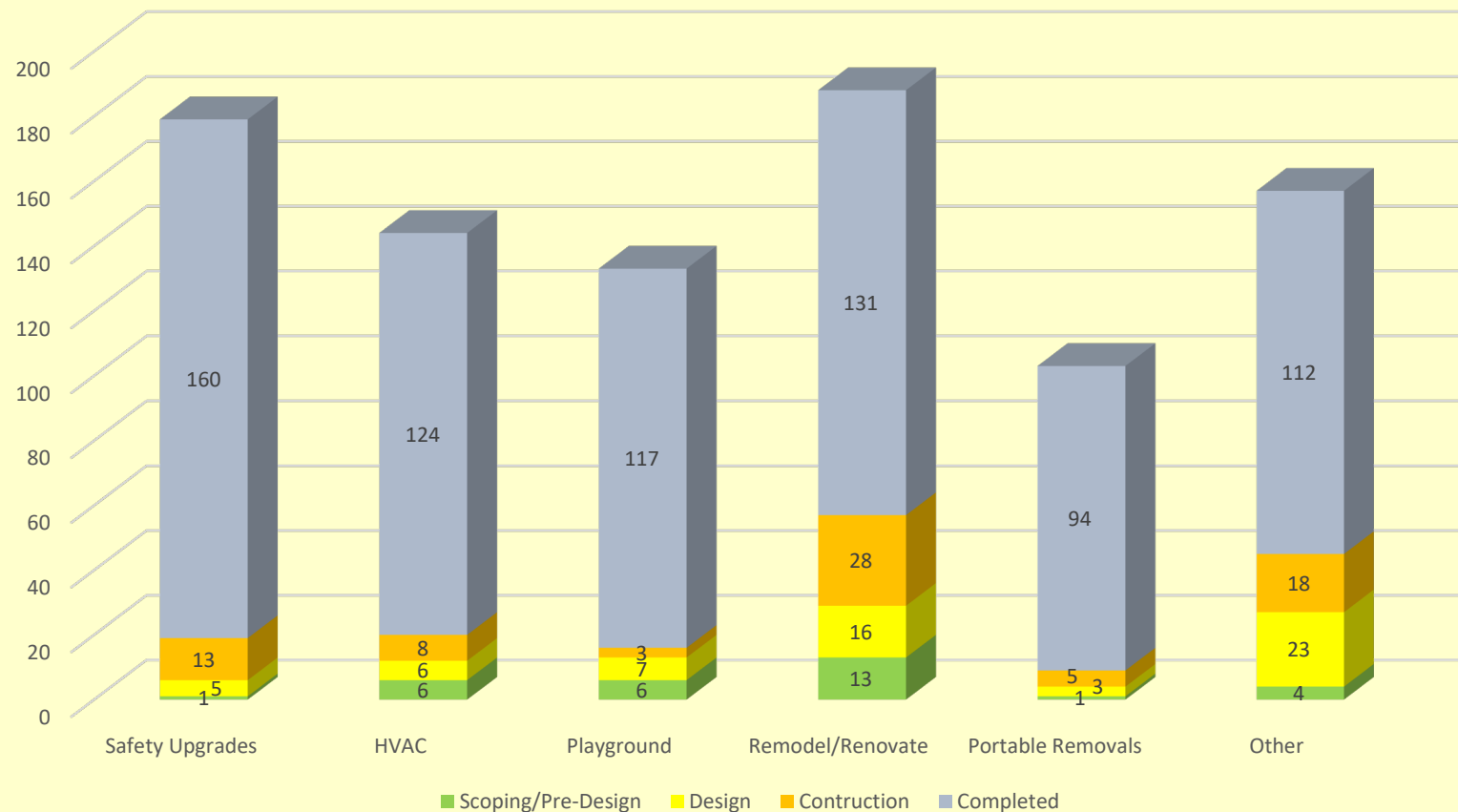




# GOB PROJECT UPDATE



## Accelerated/Complementary Scope Projects by Status As of June 6, 2022

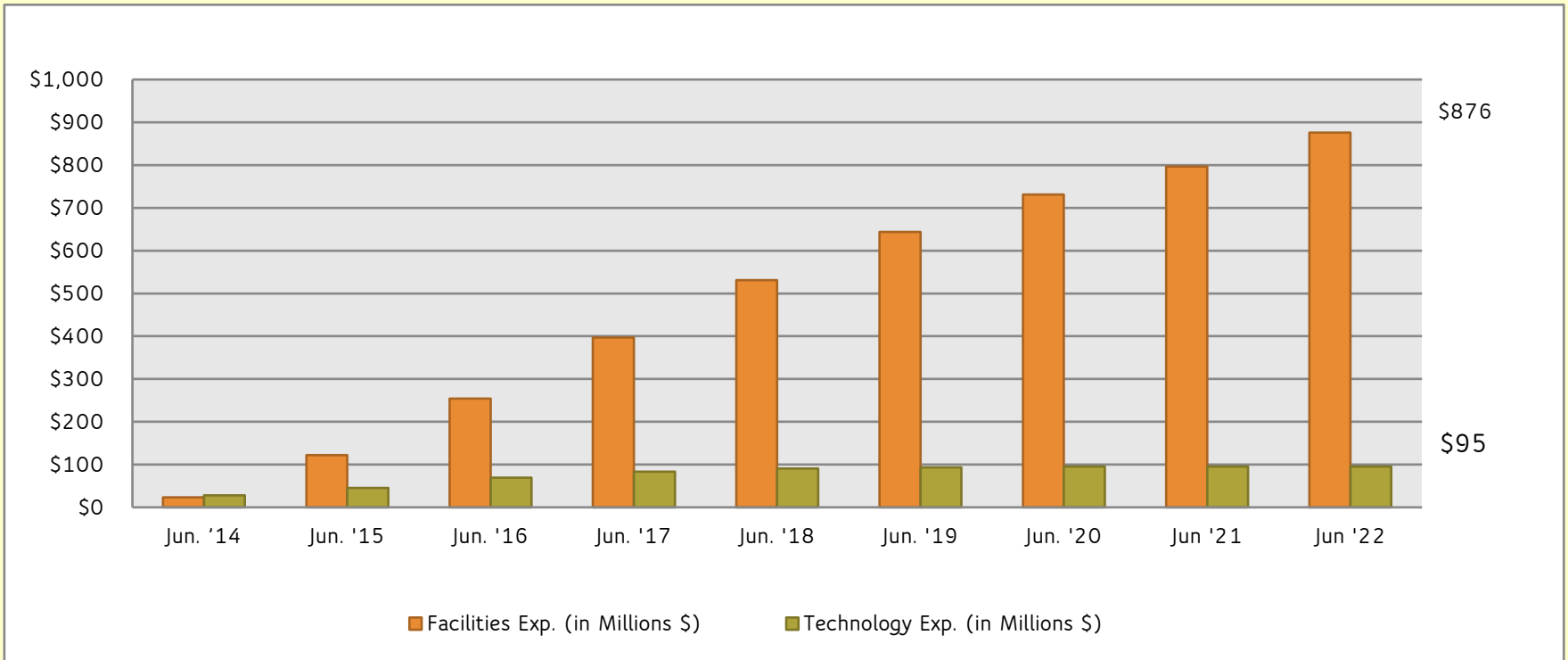


# GOB EXPENDITURES

## As of June 6, 2022



Transaction Category	Jun. '14	Jun. '15	Jun. '16	Jun. '17	Jun. '18	Jun. '19	Jun. '20	Jun '21	Jun '22
Facilities Exp. (in Millions \$)	\$23	\$122	\$254	\$397	\$531	\$644	\$731	\$797	\$876
Technology Exp. (in Millions \$)	\$28	\$45	\$69	\$83	\$90	\$93	\$95	\$95	\$95

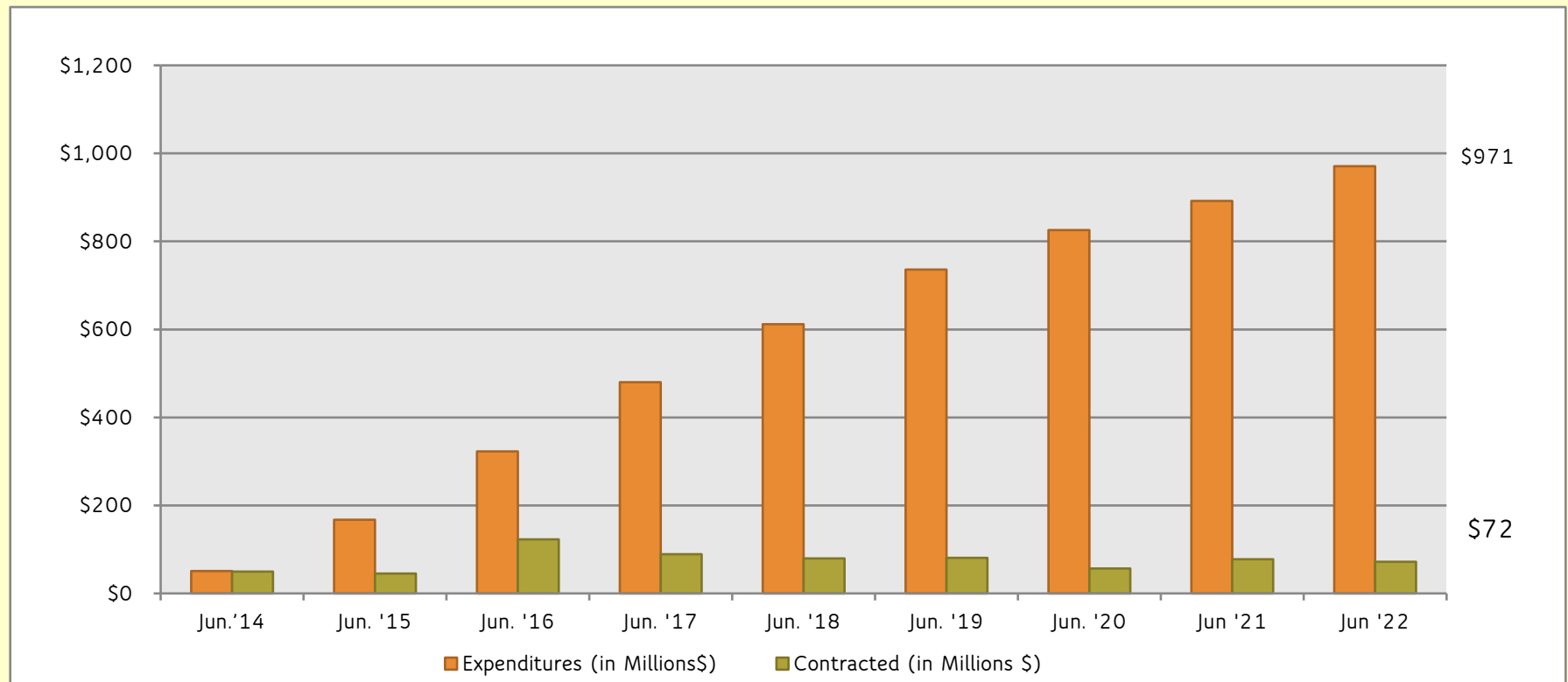


# GOB EXPENDITURES & CONTRACTED

As of June 6, 2022



Transaction Category	Jun.'14	Jun. '15	Jun. '16	Jun. '17	Jun. '18	Jun. '19	Jun. '20	Jun '21	Jun '22
Expenditures (in Millions\$)	\$51	\$167	\$323	\$480	\$612	\$736	\$826	\$892	\$971
Contracted (in Millions \$)	\$50	\$46	\$123	\$89	\$80	\$81	\$57	\$78	\$72



# QUARTERLY EXPENDITURES BY COST CATEGORY (AS OF 3/31/2022)



GOB Expenditures by Cost Category and Program Group as of March 31, 2022

Cost Category Group Description	Facilities	Technology	Total Expenditures
Construction & Preconstruction Services	\$ 501,434,596.80	\$ 6,407,505.34	\$ 507,842,102.14
Direct Purchase of Construction Materials	\$ 139,891,916.09		\$ 139,891,916.09
Furniture Fixtures & Equipment	\$ 18,347,514.05	\$ 83,706,887.91	\$ 102,054,401.96
Architectural Engineering Services	\$ 55,918,796.87	\$ 24,182.62	\$ 55,942,979.49
Maintenance Managed Projects	\$ 39,150,717.23	\$ 1,547,775.48	\$ 40,698,492.71
Program Management Services	\$ 38,697,854.86	\$ 220,756.61	\$ 38,918,611.47
Abatement/Overhead	\$ 36,492,653.17	\$ 733,846.00	\$ 37,226,499.17
Building Code Compliance Services	\$ 10,983,253.59	\$ 11,009.00	\$ 10,994,262.59
Builders Risk Insurance	\$ 5,665,327.42	\$ 9,000.00	\$ 5,674,327.42
GOB Financial Services	\$ 4,593,406.93		\$ 4,593,406.93
Environmental Services	\$ 3,779,102.57		\$ 3,779,102.57
P/A Systems Services	\$ 3,014,432.73		\$ 3,014,432.73
Software	\$ 9,415.00	\$ 2,425,829.24	\$ 2,435,244.24
Roofing	\$ 2,314,216.25		\$ 2,314,216.25
Custodial Reimbursement	\$ 1,253,512.01	\$ 20,576.12	\$ 1,274,088.13
Printing Services	\$ 885,714.83	\$ 452.02	\$ 886,166.85
Advertising	\$ 478,338.77		\$ 478,338.77
Miscellaneous (e.g., Fire Watch, Rekeying, Security Services, Signs)	\$ 393,337.33		\$ 393,337.33
Utility Services	\$ 205,612.61	\$ 52,896.61	\$ 258,509.22
Photography Services	\$ 227,028.11	\$ 168.00	\$ 227,196.11
GOB Audit	\$ 188,500.00		\$ 188,500.00
Survey Services	\$ 150,396.51		\$ 150,396.51
Legal Services	\$ 142,305.17		\$ 142,305.17
Test and Balance	\$ 81,661.34		\$ 81,661.34
Reimbursement	\$ 61,915.99		\$ 61,915.99
Scheduling	\$ 55,760.38		\$ 55,760.38
Government Requirement	\$ 52,116.87		\$ 52,116.87
Estimating Services	\$ 30,758.00		\$ 30,758.00
Print Media	\$ 25,958.13		\$ 25,958.13
Rental/Lease of Modular Units	\$ 19,611.24		\$ 19,611.24
<b>Total Expenditures</b>	<b>\$ 864,545,730.85</b>	<b>\$ 95,160,884.95</b>	<b>\$ 959,706,615.80</b>

Source: SAP

**SOURCE: SAP  
(FULL REPORTS POSTED ON GOB WEBSITE)**

# QUARTERLY EXPENDITURES BY vendor (excerpt-AS OF 3/31/2022)

Vendor	Total Expenditures	Micro Business Enterprise	Small Business Enterprise	Minority/Women Business Enterprise	Expired Certification Date
T&B RESTORATION PLUS CORP	\$ 93,834.00	X			6/10/2023
A & B ARENAPALM TREE INC.	\$ 937.94		X	Hispanic American	5/21/2023
A-1 DURAN ROOFING INC.	\$ 1,433,943.55				
A-50 STAR FLAGS SIGNS	\$ 6,116.00				
A AFFORDABLE CARPET	\$ 32,551.73	X		Hispanic American	2/1/2025
A AND B PIPE & SUPPLY CO	\$ 35,135.30				
A&B UTILITIES SUPPLY INC.	\$ 101,032.81				
A. FALERO TRUCKING, INC.	\$ 135,177.21				
AAA AUTOMATED DOOR REPAIR INC.	\$ 8,583.74				
AAA FLAG & BANNER MFG CO	\$ 9,070.74				
AAA TOOL & SUPPLY	\$ 1,095.60				
AARON INDUSTRIAL SAFETY INC.	\$ 4,021.40				
ABC IMAGING INC.	\$ 11,545.40				
ABC SCOUT LUMBER &	\$ 14,640.30				
ABC SUPPLY CO INC.	\$ 44,437.57				
ABC SUPPLY CO. TOWN & CTRY	\$ 841,530.09				
ABI & COMPANY, INC.	\$ 237.00				
ABOVE INTERIOR DISTRIBUTORS INC.	\$ 279,821.18				
ABSOLUTE CRUI	\$ 17,045.00			Women	5/24/2024
ACI SUPPLY, INC.	\$ 50,952.38				
ACAI ASSOCIATES INC.	\$ 408,660.39				
ACCES BUILDERS, INC.	\$ 44,150.00		X	Hispanic American	7/23/2022
ACCO BRANDS USA LLC	\$ 6,053.86				
ACCOMUR INC.	\$ 12,403,362.29				
ACCURATE DESIGN	\$ 83,520.00		X	Hispanic American	7/21/2024
ACE EDUCATIONAL	\$ 3,995.57				
ACE Flooring Systems, Inc.	\$ 8,249.48			Hispanic American	10/18/2022
ACE PUMP & SUPPLY	\$ 3,730.74				
ACE SEWING & VACUUM CENTER	\$ 1,055.92				
ACCESTI DOORS &	\$ 3,658.00				
ACCOUST ENGINEERING CO OF FL	\$ 3,975.68				
ACTION SOD & LANDSCAPE CENTER INC.	\$ 1,131.10				
ACTION SUPPLY CO.	\$ 4,197.00				
ADE HVAC LLC	\$ 181.00				
ADONEL CONCRETE & ENG OF SO F	\$ 12,427.98				
ADONEL CONCRETE PAVING AND	\$ 1,044.53				
ADVANCE SECURITY GROUP ENTERPRISE	\$ 5,17.75				
ADVANCED FIRE & SECURITY INC.	\$ 5,508.54				
ADVANCED RECREATIONAL CONCEPTS	\$ 230,008.64				
ADP INDUSTRIES INC.	\$ 4,480.51				
ADI INTERNATIONAL INC.	\$ 2,440.00				
ADI CONTRACTING &	\$ 377,622.70		X	Hispanic American	10/1/2023
ADRIEN ST ENVIRONMENTAL, INC.	\$ 301,459.76			Women	12/23/2023
ADRONA ALUMINUM & GLASS	\$ 50,108.96				
ALL AMERICAN PIR CAST	\$ 96,455.00				
ALL COUNTY MUSIC INC.	\$ 568,483.44				
ALL DADE LAWN MOWERS	\$ 1,295.88				
ALL FLORIDA CARPET INC.	\$ 181,190.00				
ALL GREEN MURDERBY	\$ 418,305.99				
ALL POINTS DESIGN CORP	\$ 111,218.00		X	Hispanic American	2/9/2024
ALL RACK & SHELVING INC.	\$ 20,785.18				
ALL SOUTH LIGHTING	\$ 16,074.06				
ALL SPECIALTY SALES INC.	\$ 47,217.95				
ALL CUR, ARCHITECTURE INC.	\$ 1,856,953.15	X		Hispanic American	4/29/2023
ALL PUMPS INC.	\$ 56,233.00				
ALLIED CONTINGUES INC.	\$ 100,083.38				
ALLIED INTERIOR FINISHES	\$ 21,750.38				
ALLIED PAPER COMPANY	\$ 121,740.58		X	Women	1/20/2024
ALLIED TRUCKING OF FLORIDA	\$ 39,975.53				
ALLSTEEL & GYPSUM	\$ 588,107.13				
ALM PERMA LLC	\$ 14,877.40				
ALTA HOME REMODELING CO.	\$ 120,048.70	X		Hispanic American	4/20/2023
ALMID USA	\$ 10,088.00				
ALM C FOSTER WHEELER ENVIRONMENT &	\$ 52,781.64				
AMERICAN HARBOR CONSTRUCTION	\$ 32,407.44				
AMERICAN BUSSET	\$ 205,172.09				
AMERICAN CLEAN	\$ 63,338.35				
AMERICAN INC.	\$ 7,576.00				
AMM DISTRIBUTORS INC.	\$ 5,636.44				
AMM ENTERPRISE INT'L CORP	\$ 172,338.44		X	African American	9/27/2022
AMPCO PRODUCTS LLC	\$ 16,420.00				
AMCOM SYSTEMS, INC.	\$ 171,474.13				
AMXITER	\$ 1,462.89				
AMXITER POWER SOLUTIONS LLC	\$ 3,574,250.73				
AMXITER/TRI ED	\$ 20,422.22				
APPLE COMPUTER INC.	\$ 38,894.00				
APPLE COMPUTER US CUST SRVC	\$ 41,250.00				

Vendor	Total Expenditures	Micro Business Enterprise	Small Business Enterprise	Minority/Women Business Enterprise	Expired Certification Date
ANP USA, INC.	\$ 1,6155,411.19				
ANEXX ANDRO VISUAL SOLUTIONS	\$ 627,029.80				
ANEXX INC.	\$ 64,514.08				
ANEXX ELEVATOR	\$ 268,010.80		X	Non-Minority Male	10/7/2023
ANEXX AMERICA INC.	\$ 188,017.00				
ANEXX SPORTING GOODS	\$ 18,718.60				
ANEXX INC.	\$ 5,305,596.62				
Total Expenditures	\$ 959,706,615.80				

SOURCE: SAP

(FULL REPORTS POSTED ON GOB WEBSITE)



# QUARTERLY EXPENDITURES

## BY district/school/project#/cost category (as of 3/31/2022)



GOB Expenditures by Location / Project & Cost Category as of March 31, 2022 - District 3


Location / Project Number / Cost Category	Total Expenditures
<b>0241</b>	<b>\$ 5,557,796.69</b>
<b>RUTH K BROAD/BAY HARBOR K-8</b>	
01295600	\$ 234,073.95
Abatement/Overhead	\$ 16,400.00
Architectural Engineering Services	\$ 23,908.04
Building Code Compliance Services	\$ 6,628.00
Construction & Preconstruction Services	\$ 154,676.00
Direct Purchase of Construction Materials	\$ 24,922.64
Environmental Services	\$ 5,840.55
Builders Risk Insurance	\$ 1,698.72
01306000	\$ 1,136,320.00
Abatement/Overhead	\$ 1,136,320.00
Architectural Engineering Services	\$ 1,136,320.00
Building Code Compliance Services	\$ 1,136,320.00
Construction & Preconstruction Services	\$ 1,136,320.00
Custodial Reimbursement	\$ 1,136,320.00
Direct Purchase of Construction Materials	\$ 1,136,320.00
Legal Services	\$ 1,136,320.00
Miscellaneous (e.g., Fire Watch, Rekeying, Security Services, Signs)	\$ 1,136,320.00
Photography Services	\$ 1,136,320.00
Printing Services	\$ 1,136,320.00
Program Management Services	\$ 1,136,320.00
Builders Risk Insurance	\$ 1,136,320.00
01344700	\$ 102,752.07
Construction & Preconstruction Services	\$ 102,752.07
Furniture Fixtures & Equipment	\$ 92,014.87
01439400	\$ 3,597,861.15
Abatement/Overhead	\$ 65,048.30
Advertising	\$ 8,726.20
Architectural Engineering Services	\$ 438,753.28
Building Code Compliance Services	\$ 62,531.50
Construction & Preconstruction Services	\$ 761,029.43
Custodial Reimbursement	\$ 369.30
Direct Purchase of Construction Materials	\$ 1,852,621.31
Environmental Services	\$ 39,294.82
Furniture Fixtures & Equipment	\$ 246,288.09
Miscellaneous (e.g., Fire Watch, Rekeying, Security Services, Signs)	\$ 204.00
Printing Services	\$ 2,490.35
Program Management Services	\$ 95,592.91
Builders Risk Insurance	\$ 24,911.66
01439401	\$ 114,570.39
Abatement/Overhead	\$ 4,631.80
P/A Systems Services	\$ 106,679.00
Program Management Services	\$ 3,259.59
01439402	\$ 56.00
Abatement/Overhead	\$ 56.00
01519600	\$ 336,106.91
Abatement/Overhead	\$ 18,991.21
Architectural Engineering Services	\$ 44,494.50
Construction & Preconstruction Services	\$ 272,621.20

Source: SAP

1 of 16

**SOURCE: SAP**  
**(FULL REPORTS POSTED ON GOB WEBSITE)**

# PORTABLE UPDATES



Raul F. Perez

Office of School Facilities

---

305-995-1607

[rperez6@dadeschools.net](mailto:rperez6@dadeschools.net)


[construction.dadeschools.net](http://construction.dadeschools.net)

# PORTABLE UPDATE



PORTABLES	Units		S/S
July 2012	761		15,648
June 2022	130	Classroom	2,708
	41	Office	
	5	Clinics	
	176		
Difference	585	Demolished	

# OFFICE OF TREASURY MANAGEMENT UPDATE



**Ms. Margarita Betancourt**


**Office of Treasury Management**

---

**305-995-1687**

**[mabetancourt@dadeschools.net](mailto:mabetancourt@dadeschools.net)**

# TECHNOLOGY AND EDUCATION




---

**Daniel Mateo**  
**Office of Academics & Transformation**  
**786-573-5353**  
**[mateo01@dadeschools.net](mailto:mateo01@dadeschools.net)**

**Gene Baker**  
**Office of Academics & Transformation**  
**305-995-3754**  
**[gbaker@dadeschools.net](mailto:gbaker@dadeschools.net)**





# NEXT-GEN EDTECH VISION

Miami-Dade County  
Public Schools



Crafted in partnership with  
 Microsoft

# A Vision for the future of

## technology The Vision M-DCPS e of

that includes considerations for teaching and learning.  
The scope of this three-year vision is designed to provide a  
district-level blueprint for technology initiatives with  
implementation timelines spanning 2021 through 2024.





### Skills

Provide opportunities to develop 21st century digital literacy and problem-solving skills



### Technology

Provide the technology to meet the needs of teaching and learning in the 21st century classroom.



### Connectivity

Provide robust connectivity in the schoolhouse and offer options for home connectivity



### Integration

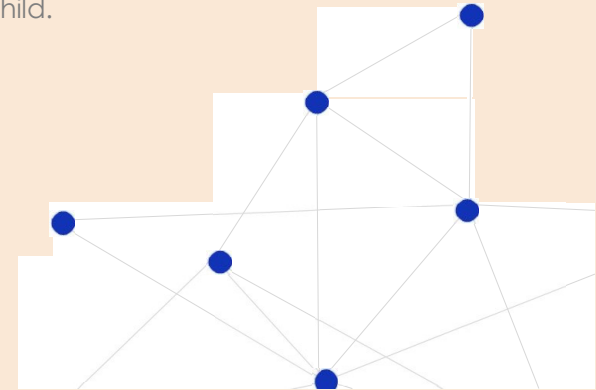
Provide technology integration strategies for instruction.



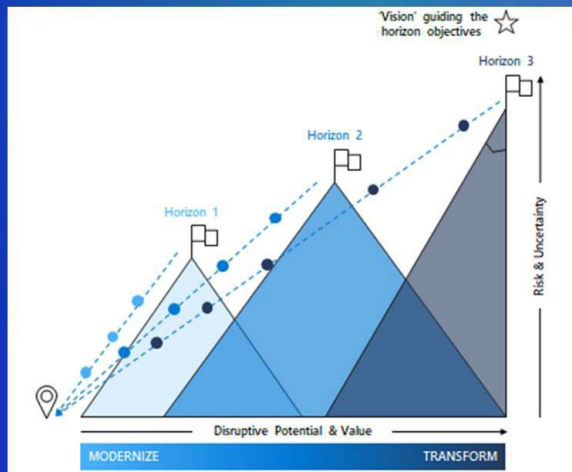
#### The Principles

## Four principles behind the Vision

These principles are part of a much larger conceptual framework that will drive technology advancements in the District over time. The EdTech Vision for the District is based on the transition from one horizon to the next as the organization as a whole works to obtain a fundamental goal of providing personalized learning for every child.



In moving from a modernization phase to an eventual transformative stage, the District will implement a variety of changes and initiatives, each requiring increasing risk and uncertainty while providing an increasing degree of positive disruptive potential and value to teaching and learning.



## MIAMI-DADE COUNTY PUBLIC SCHOOLS

### FUTURE OF TECHNOLOGY

#### 3+ YEAR VISION

#### 4 DRIVING PRINCIPLES

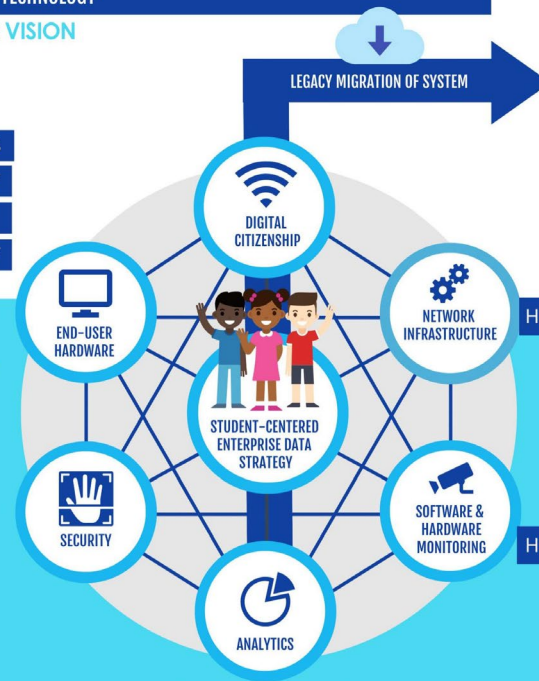
- INNOVATIVE CLASSROOMS
- INCREASED CONNECTIVITY
- DIGITAL LITERACY
- INTEGRATED TECHNOLOGY

#### INTEGRATED PRIORITIES

- COMPREHENSIVE DATA STRATEGY
- LEGACY SYSTEM MIGRATION
- SCHOOL & INSTRUCTION INFRASTRUCTURE
- SECURITY
- OPERATIONS
- GREEN INITIATIVES
- DISASTER RECOVERY
- AUTOMATED SERVICE
- ADVANCED TECHNOLOGY

#### ADVANCED TECHNOLOGIES

- SMART BUILDINGS
- INTERACTIVE BOARDS
- CHATBOTS
- ARTIFICIAL INTELLIGENCE
- AUGMENTED REALITY
- VIRTUAL REALITY
- VIDEO
- DATA ANALYTICS
- MULTI-TOUCH HARDWARE



#### REIMAGINE EDUCATION

PERSONALIZED

INCLUSIVE

FLEXIBLE

ENGAGING

H1

#### CLOUD MANAGEMENT

Of all Windows, iOS, MAC Devices

#### MODERNIZE PARENT ACCESS

secured identity, communication, & collaboration

#### AUTOMATE PORTALS

Re-envision and modernize parent/student/teacher portals

#### ACADEMIC VIRTUAL ASSISTANT BOTS

Deliver student services via chat/mobile/web

#### PERSONALIZED COACHING

For transformative teacher readiness

H2

#### DATA INTEGRATION

Incorporate content on demand

#### PERSONALIZED LEARNING

Deliver content through Artificial Intelligence

#### GAMIFICATION

for increased student engagement

#### CODING ACADEMIES

To develop in-demand skill

#### BUSINESS CONTINUITY & DISASTER RECOVERY

H3

#### MODERNIZE ENTERPRISE WAREHOUSE DATA

To improve student outcomes

#### VIRTUAL LABS (VDI)

To deliver consistent experiences, anywhere - particularly for CTACE students

#### CLOUD SKILLING & SUCCESSION PLANS

To retain talent at MDCPS-IT

#### AI DRIVEN SMART BUILDINGS

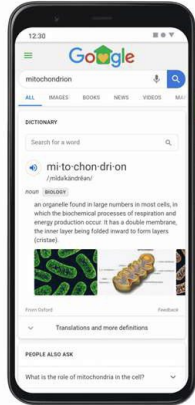
To increase campus security and reduce energy spend

#### HYFLEX CLASSROOMS

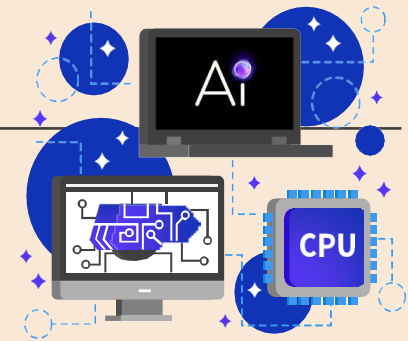
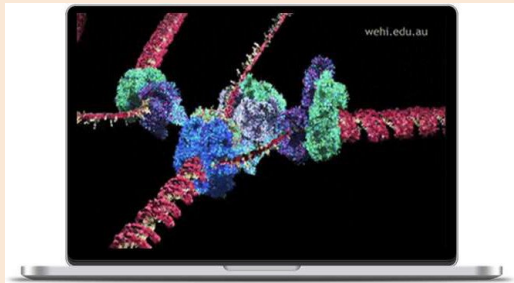
remote-ready, audio-enhanced hybrid instruction for easy access remote learning

# Tools of the Future

Teaching & Learning



- Artificial Intelligence will focus on identifying what a student does or doesn't know, and subsequently developing a personalized curricula for each student.
- The use of Chatbots to automate assessments and provide instant feedback and analytics.
- The use of Augmented Reality creates opportunities for teachers to help students grasp abstract concepts.
- The use of interactive Video Learning tools expands opportunities to extend or support learning.







## ENHANCEMENTS TO TECHNOLOGY



## Future Acquisitions | Laptops

### Mobile Devices for Students/Teachers

Intel® Pentium® Silver N6000 Processor (4M Cache, up to 3.30 GHz)

8-16 GB volatile storage

120GB SSD hard drive

Microsoft Windows 11

Integrated or Discrete graphics processor capable of 1440 X 900 resolution, or better (1920 X 1080 or 1200 ideal)

802.11 ax/Wi-Fi 6 & 5.0 BT wireless technology or greater

5 MP front-facing camera capable of capturing/recording images and video at 1080p; Built-in mono-speaker (2w); Built-in microphone

Eight-hour battery capacity

11.6-inch diagonal multi-touch capacitive touch display -1440 X 900 minimum resolution or better

At minimum, the device must include the following ports:

- 3 USB (USB 3.0 + 1 USB-C)
- 1 HDMI
- 1 3.5-mm stereo mini-jack
- 1 RJ-45

3.5 lbs. or less weight

5-year minimum with a 3-year battery warranty included



## Future Acquisitions | Desktops

Teacher Stations	Student Stations	All-in-Ones
Intel® 11th Generation Core i5-11500 (Rocket Lake) (12MB Cache, 4.6 GHz turbo) Six Core	Intel® 10th Generation Core™ i3-10105 Processor (4 Cores/6MB Cache/up to 4.40 GHz,65W)	Intel® 10th Generation Core™ i3-10100 (4 Cores/6MB/4T/3.6GHz/65W)
16 GB 3200 MHz DDR4 Memory (2x8GB)	16 GB 2666MHz DDR4 Memory	16 GB 2666MHz DDR4 Memory
Intel® UHD Graphics 630 (must be Dual Monitor capable)	Intel® UHD Graphics 630 (must be Dual Monitor capable)	Intel® UHD Graphics 630 (must be Dual Monitor capable)
512GB Solid State Storage	256 GB SATA SSD	256 GB SATA SSD
1+ Gig Ethernet 100/1000BASE-T & required Bluetooth 5.1	1+ Gig Ethernet 100/1000BASE-T & required Bluetooth 5.1	1+ Gig Ethernet 100/1000BASE-T & IEEE 802.11ac Dual-band 2x2 Wi-Fi with MU-MIMO + Bluetooth 5
24" IPS Monitor (23.8" 2560x1440 (2K), 16:9, 1000:1, 60Hz) HDMI, DisplayPort	21 Inch Flat Panel (Minimum 1920x1080, 600:1 Contrast 60Hz) HDMI, DisplayPort	21 Inch Flat Panel (Minimum 1920x1080, 600:1 Contrast 60Hz) HDMI 2.0, DisplayPort 1.2+ with integrated 5MP+ webcam capable of 1920x1080p video
2 USB 3.0 ports Front 4 USB 3.0 ports Back	USB 3.0 ports	USB 3.0 ports
5 Year Onsite Warranty	5 Year Onsite Warranty	5 Year Onsite Warranty



## Interactiv e Panels

Classroom Interactivity

The new ITPs have a 75 inch, 4K resolution screen that is hardened to ensure safety and durability. They feature enhanced security, speed, and device management. They also provide robust interactivity with multi-device mirroring, powerful audio, Wi-Fi & direct connectivity, and an on-board operating system allowing for stand-alone use.

Dade County Public Schools



Webcam Solutions

## Hyflex Classroom Readiness



"Hybrid-Flexible" (Hyflex) Classrooms are learning spaces that are remote-ready, audio-enhanced rooms that will enable easy access to distance learning. The District is moving forward with procuring and installing ceiling mounted, high-end classroom cameras for instructional use by teachers.

### Ceiling Mounted, High-end Cameras

### Specifications

- USB 3.0 Port
- 4K Ultra HD Video calling (up to 3840 x 2160 pixels @ 30 fps) w/ 5x HD Zoom & motorized pan/tilt
- Integrated microphone with 3 beamforming elements & 95dB SPL speaker





## Network Hardware Upgrades




### Wireless Connectivity

Upgrade 27,000 APs and add additional to "Dead Zones"



### Routers

Upgrade Routers to enhance Traffic Control at schools



### Power

Expand electrical infrastructure to support the expanding network.

# Bandwidth Upgrades

The Internet

Given the increased reliance on technology and online tools in teaching and learning, the District has been using traffic shaping tools to stay within the 40 Gbps network capacity. Recognizing that technology is now the foundation of teaching and learning, the District has made the internet and network bandwidth a high priority. To support this vision, the District has the following initiatives on its current and future road map.

01

## Upgrade to 100 Gbps

Using ESSER funds, the District will increase its network capacity to 100 Gbps, allowing the District to relax some of the shaping restrictions.

02

## Add DDoS Mitigation

Additional layer will further prevent the network from being down due to a DDoS attack

03

## Future Expansion to 2<sup>nd</sup> 100 Gbps with 2<sup>nd</sup> ISP

The long-term goal is to build a second 100 Gbps path within the network, using a second Internet Service Provider (ISP). This solution is considered a best practice and will eliminate the reliance on a single ISP, create divergent internet paths which provides redundancy should one path go down, and increase total bandwidth district-wide.



# Closing the Digital Divide

The District is providing options for families including partnering with T-Mobile via the ECF to provide 35,000 free unlimited data hotspots to students as well as partnering with Miami Connected to provide high speed internet via Comcast. Moving forward, the vision is to collaborate with a network of partners to create a mesh of networks in Miami-Dade County for educational use.



County Public Schools



**35,000 Hotspots**

High Speed 5G Network  
Unlimited Data  
Free





Network Management

## Software/Hardware Monitoring & Cloud Management

Investing in tools to measure system performance at the device, classroom, and school level is necessary to ensure the District's networked assets are providing exceptional educational experience.

6,000  
Network  
Switches

27,000  
Wireless  
AccessPoints

350,000  
Connected  
Devices

1,000  
Virtual  
Servers

368  
WirelessLAN  
Controllers



21<sup>st</sup> Century Upgrades

## System Upgrades

The District is currently upgrading security and various infrastructure systems. Many of these are outlined in the cybersecurity plan, while others are evolving solutions to improve District operations. However, investments in the replacement of aging, difficult to support, and in some cases unsupported applications such as DSIS and its ancillary systems as well as scores of other applications utilized by other departments, needs to be a priority.

ORD / SUBJECT  
GRADE 10 HR 545  
SEX M O-PHA  
UPDT 07/23/98  
GRADING PERIOD  
CYCLE T  
NUMBER  
M TRM TITLE SP EP  
0 A KEY/DOC 01  
A H CHEM 1 02  
1 HLTH LM S 03  
2 PERS FIT 03  
A PRE CALC 04  
A PORTUG 1 05  
A H ENG 2 06



### DSIS

Replace outdated Student Information System to a cloud-based platform



### ONLINE REGISTRATION

Create a new automated workflow system to allow for online registration of students



### PARENT ACCESS

Create new systems with secured identity-based access that enhance communication and collaboration with parent stakeholders




# Ongoing Technical Support

SUPPORT IS ESSENTIAL

The District supports more than 400,000 connected devices with a staff of less than 176 School Based Technicians (SBT's) and 14 "Roaming" District Technicians

## Technicians



No more than two schools per technician for our smaller schools and no less than one technician at our larger schools. Schools with 2,800 or more students would require no less than two technicians

## Systems User Support



District needs support for devices, classroom applications and remote challenges for staff, students, and parents. Currently, 11 Systems User Support (SUS) Agents. Need to expand the skills of SUS agents.

## After Hours Support



To provide application support for the expanded list of applications and to reach parents and students where they are learning will require additional four SUS Agents and after-hours support.





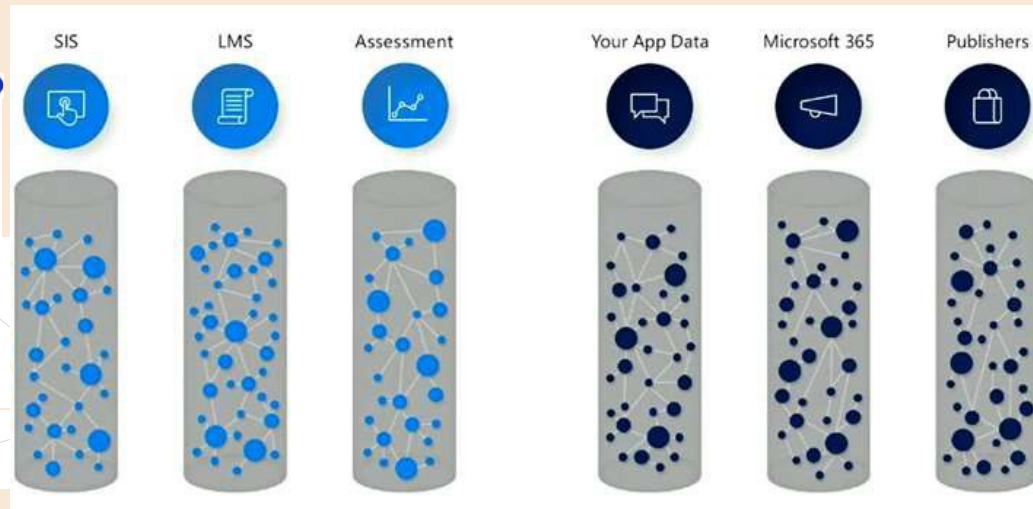
# Data Strategy

A new strategic method for managing data which addresses new and emerging concepts such as open data, interagency data sharing, and data standardization. The improvement of strategic data management has benefits far beyond compliance; in fact, with a data strategy in place, the District will be primed to make more informed, evidence-based decisions that may address the closure of gaps in its processes, educational frameworks, teacher efficiency, and student educational progress.



# Data Lakes

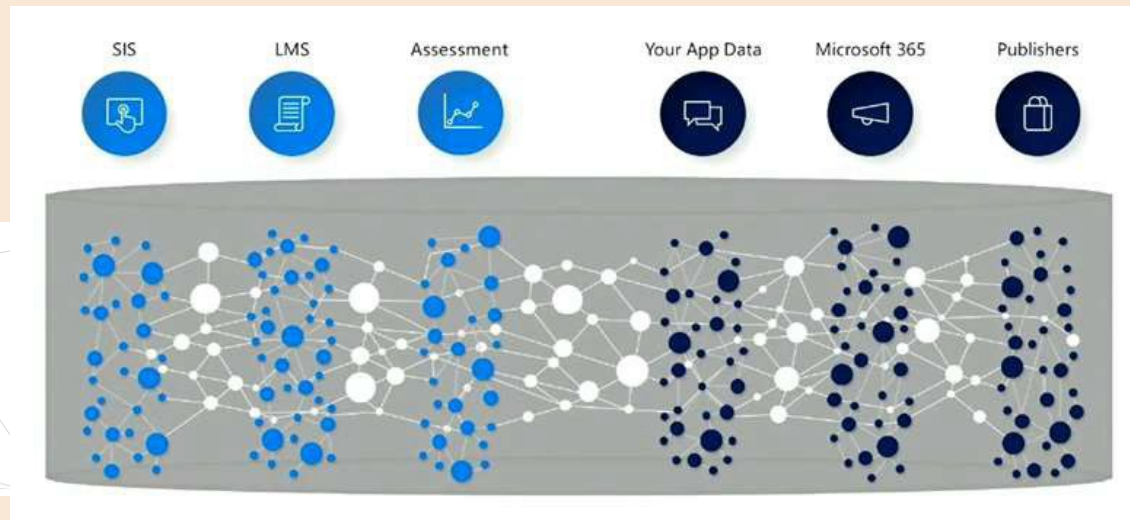
For years, reporting environments have relied on a data warehouse stored in a single, separate relational database management system (RDBMS). But now, due to the growing use of Software as a service (SaaS) applications and NoSQL database options, data may be stored outside the data center and in formats other than tables of rows and columns. It's increasingly difficult to access the data these applications maintain, and a data warehouse may not be flexible enough to house the gathered information.




# Data Lakes

Modernizing Enterprise Data

Teachers and lecturers will soon be able to use data insights generated by an array of educational tools to monitor how pupils are progressing. They will quickly identify areas of strength or weakness and determine interventions where necessary, further personalizing the learning journey to get the best out of each student.



Crafted in partnership with




# NEXT-GEN EDTECH VISION

Miami-Dade County  
Public Schools




# Resident Mechanic Program Follow-up



---

**Carl Nicoleau**  
**Maintenance Operations**  
**305-995-4019**  
**Cnicoleau@dadeschools.net**

# OFFICE OF ECONOMIC OPPORTUNITY



Jennifer D. Andreu

Jandreu@dadeschools.net

Assistant Superintendent, Equity & Diversity

M-DCPS Office of Economic Opportunity

---

oeo.dadeschools.net

305-995-1307



# Infographic: OEO's Impact Since 2013



## Office of Economic Opportunity

A huge thank you to our vendors

### Impact Since 2013



**\$508.22M**

GOB SPENDING WITH  
SMALL/MICRO, M/WBE,  
AND VETERAN FIRMS



**211**

GRADUATED FIRMS  
IN OUR PROGRAMS



**616**

TOTAL NUMBER OF  
OUTREACH EVENTS



**1803**

SCHOOL SITE  
WORKFORCE REVIEWS

Data as of March 31, 2022

# GOB PRIME EXPENDITURES SUMMARY



## GOB Expenditures Breakdown by Certification Programs March 31, 2022

### Certified Expenditures Summary by Program

M/WBE Expenditures	\$494,104,808.26
MBE/SBE Expenditures	\$13,501,992.04
VBE Expenditures	\$615,737.60

### Certified Expenditures Summary by M/WBE Designation

African American Expenditures	\$51,565,393.34	10.44%
Asian American Expenditures	\$4,591,347.71	0.93%
Hispanic American Expenditures	\$422,185,839.66	85.44%
Women Expenditures	\$15,762,227.55	3.19%
*Total Certified Firms Expenditures*	\$508,222,537.90	

***NOTE: Out of more than \$959.71M spent through March 31, 2022, 52.96% of all dollars were expended on local certified Small/Micro, Minority/Women and Veteran Businesses!***

# CERTIFICATION BY DESIGNATION AND INDUSTRY



TOTAL CERTIFICATIONS				TYPE OF COMPANY			
<i>FY 11-12 Benchmark</i>	<i>April 2022</i>	<i>May 2022</i>	BREAKDOWN OF CERTIFICATIONS	Construction	Goods & Services	Professional Services Non A/E	Professional Services A/E
40	164	165	African-American Female	18	108	39	0
128	210	221	African-American Male	72	99	32	18
0	17	15	Asian-American Female	2	8	3	2
0	27	27	Asian-American Male	3	9	2	13
78	218	206	Hispanic-American Female	67	95	16	28
207	404	391	Hispanic-American Male	183	125	21	62
0	1	0	Native-American Female	0	0	0	0
0	1	1	Native-American Male	1	0	0	0
104	97	95	Non-Minority Female	30	45	9	11
0	60	70	Non-Minority Male	23	33	9	5
0	5	3	Veteran Female	0	3	0	0
0	46	42	Veteran Male	10	23	8	1
557	1250	1236	TOTAL	409	548	139	140

As of May 31, 2022

# CONTRACTOR PRE-QUALIFICATION DASHBOARD



PREQUALIFIED FIRMS BY DISCIPLINE*	TOTAL	AA	A	NA	HA	NM	VBE	NC	196	TOTAL PREQUALIFIED FIRMS As of May 18, 2022
Alarm Systems Contractor I	9	1	0	0	0	0	0	8	120	PREQUALIFIED M/WBE FIRMS
Alarm Systems Contractor II	4	0	0	0	1	0	0	3		29 African American
Asbestos Contractor	5	0	0	0	1	1	0	3		2 Asian American
Building Contractor	8	4	0	0	1	1	0	2		79 Hispanic American
Class A Air Conditioning Contractor	13	1	0	0	4	1	0	7		1 Native American
Electrical Contractor	23	5	0	1	7	1	0	9		9 Non-Minority Women
Fire Equipment Dealer Contractor	1	0	0	0	0	0	0	1	2	PREQUALIFIED VBE FIRMS
Fire Protection Systems Contractor	5	1	0	0	1	0	0	3	44	PREQUALIFIED MBE FIRMS
General Contractor*	129	13	1	0	52	6	2	55	57	PREQUALIFIED SBE FIRMS
Glass Glazing Contractor	1	0	0	0	1	0	0	0	95	NON-CERTIFIED FIRMS
Gypsum Drywall Specialty Contractor	1	1	0	0	0	0	0	0		
Irrigation Specialty Contractor	1	0	0	0	1	0	0	0		
Mechanical Contractor	20	1	0	0	6	2	0	11		
Mold, Mold Assessor, Mold Remediator Contractor	5	0	0	0	2	1	0	2		
Plumbing Contractor	10	2	0	0	5	2	0	1		
Pollutant Storage Systems Contractor	2	0	0	0	1	1	0	0		
Roofing Contractor	20	2	0	0	9	0	0	9		
Solar Contractor	1	0	0	0	0	0	0	1		
Specialty Electrical Contractor	4	0	1	0	2	0	0	1		
Underground Utility & Excavation	9	0	0	0	4	1	0	4		
<b>Grand Total</b>	<b>271</b>	<b>31</b>	<b>2</b>	<b>1</b>	<b>98</b>	<b>17</b>	<b>2</b>	<b>120</b>		

\*Some firms have more than one discipline. Chart reflects disciplines by race.

**Key Legend:** AA – African American; A – Asian American; NA – Native American; HA – Hispanic American; NM - Non-Minority; VBE – Veteran Business Enterprise; NC – Non- Certified

# COMPLIANCE UPDATE



The OEO has reviewed from July 1, 2021 – May 31, 2022

- 103 School Board agenda items
- 51 Capital Improvement and Maintenance Projects (Assignments)
- Reviews Include:
  - Assessment of compliance on established SBE/MBE/MWBE/VBE goals
  - Confirming and verifying signed Letters of Intent on contract dollars awarded to SBE, MBE, MWBE, and VBE Sub-contractors
  - Confirming and verifying signed Memorandums of Understanding on contract dollars awarded to SBE, MBE, MWBE, and VBE Sub-consultants
  - Confirming and verifying SBE, MBE, MWBE, and VBE certification designations

# ON-SITE WORKFORCE REVIEWS UPDATE CURRENT FISCAL YEAR JULY 1, 2021 – MAY 31, 2022



## 398 REVIEWS WERE CONDUCTED

During On-site Workforce Reviews, OEO:

- **Conduct** - Prime and Sub-contractor worker interviews
- **Inspect** - Vendor badges for compliance with Jessica Lunsford Act
- **Verify** - Sub-contractors and Sub-consultants reporting in the M-DCPS Online Diversity Compliance System
- **Document** - Local workforce on the project through daily logs, interviews, and pictures
- **Complete** - On-site workforce reports for each project site visited



# RECENT OUTREACH EFFORTS & EVENTS



**Office of the Mayor of Miami-Dade County: Morning Huddle**

**Friday, May 27, 2022**

**10:00 am – 10:45 am**

**Virtual and Online Broadcast**

**M-DCPS Supplier Development Program Cohort 8 Session 5**

**Tuesday, May 31, 2022**

**10:00 am – 12:00 pm**

**Virtual Meeting**

**Miami-Dade Chamber of Commerce - Members Meet Up**

**Tuesday, May 31, 2022**

**4:00 pm – 5:00 pm**

**Virtual Meeting**

**M-DCPS OEO Master Class Series: Advantage Computer Solutions Excel Training**

**Thursday, June 2, 2022**

**10:00 am – 12:00 pm**

**Oasis of Miami Gardens**

**600 NW 183<sup>rd</sup> Street - Miami Gardens, FL 33169**

# RECENT OUTREACH EFFORTS & EVENTS



**Office of the Mayor of Miami-Dade County: Morning Huddle**

**Friday, June 3, 2022**

**10:00 am – 10:45 am**

**Virtual and Online Broadcast**

**M-DCPS Supplier Development Program Cohort 8 Session 6**

**Tuesday, June 7, 2022**

**10:00 am – 12:00 pm**

**Virtual Meeting**

**Miami-Dade Chamber of Commerce - Members Meet Up**

**Tuesday, June 7, 2022**

**4:00 pm – 5:00 pm**

**Virtual Meeting**

**South Florida Anchor Alliance Leadership Convening and Regional Marketplace Announcement**

**Wednesday, June 8, 2022**

**8:30 am – 11:00 am**

**Florida Memorial University**

**Smith Conference Center**

**15800 NW 42<sup>nd</sup> Avenue - Miami Gardens, FL 33054**

# RECENT OUTREACH EFFORTS & EVENTS



**Miami-Dade Chamber of Commerce - Members Meet Up**

**Tuesday, March 1, 2022**

**4:00 pm – 5:00 pm**

**Virtual Meeting**

**Miami-Dade County Aviation Department Minority Affairs Division- Monthly Community Outreach Meeting**

**Friday, March 4, 2022**

**9:00 am – 10:00 am**

**Virtual Meeting**

**Oasis Miami Gardens First Fridays Business Breakfast Series**

**Friday, March 4, 2022**

**8:00 am – 11:00 am**

**Oasis Miami Gardens**

**Miami-Dade Chamber of Commerce - Members Meet Up**

**Tuesday, March 8, 2022**

**4:00 pm – 5:00 pm**

**Virtual Meeting**

# RECENT OUTREACH EFFORTS & EVENTS



## **M-DCPS Transportation Vendor Fair**

**Friday, June 10, 2022**

**10:00 am – 11:15 am**

**Virtual Meeting**

## **M-DCPS Office of School Operations- Customer Care Excellence Reimagined**

**Tuesday, June 14, 2022**

**8:00 am – 4:00 pm**

**Location TBD**

# UPCOMING OUTREACH EFFORTS & EVENTS



## **South Florida Anchor Alliance Regional Supplier Diversity Working Group**

**Wednesday, June 15, 2022**

**10:30 am – 11:30 am**

**Virtual Meeting**

## **M-DCPS OEO in Partnership with Miami-Dade County Small Business Division Conversation With the Next Juneteenth Generation**

**Thursday, June 16, 2022**

**1:00 pm – 2:30 pm**

**Model City Branch Library**

**2211 NW 54<sup>th</sup> Street - Miami, FL 33142**

## **Office of the Mayor of Miami-Dade County: Morning Huddle**

**Friday, June 17, 2022**

**10:00 am – 10:45 am**

**Virtual and Online Broadcast**

## **Miami-Dade Chamber of Commerce - Members Meet Up**

**Tuesday, June 21, 2022**

**4:00 pm – 5:00 pm**

**Virtual Meeting**

# UPCOMING OUTREACH EFFORTS & EVENTS



**M-DCPS Virtual Food & Nutrition Matchmaking Vendor Fair**

**Thursday, June 23, 2022**

**11:00 am – 12:30 pm**

**Virtual Meeting**

**Office of the Mayor of Miami-Dade County: Morning Huddle**

**Friday, June 24, 2022**

**10:00 am – 10:45 am**

**Virtual and Online Broadcast**

**Miami-Dade Chamber of Commerce - Members Meet Up**

**Tuesday, June 28, 2022**

**4:00 pm – 5:00 pm**

**Virtual Meeting**

**M-DCPS, Broward County Public Schools, Miami-Dade County, Palm Beach County, Florida International University**

**Virtual Prequalification Event**

**Thursday, June 30, 2022**

**11:00 am – 12:30 pm**

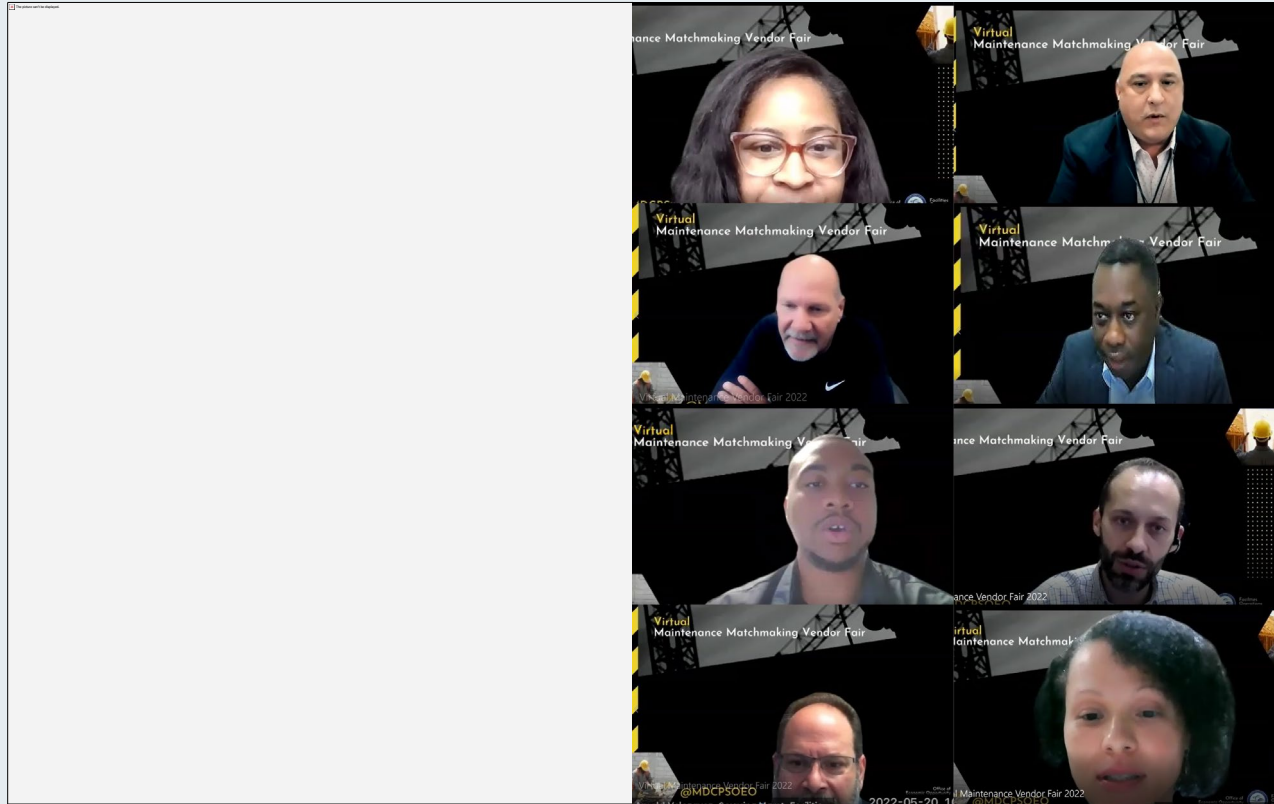
**Virtual Meeting**




# NEWS & NOTEWORTHY



M-DCPS receives the  
"This Is How It Should  
Be Done Award"  
at the B2G  
Conference



# Infographic: Mission, Initiatives & Outcomes OEO



## OFFICE OF ECONOMIC OPPORTUNITY

*Providing contracting opportunities for local businesses*

### Who We Are

The Office of Economic Opportunity (OEO) promotes the economic inclusion and growth of Small/Micro, Minority/Women, and Veteran Business Enterprises. We accomplish economic development and growth through certification, community outreach programs, contractor prequalification, and monitoring compliance activities. In addition, the OEO continues an ongoing collaboration with other public and private stakeholders to promote a more vibrant and inclusive local marketplace that maximizes future economic opportunities. We strive to ensure that local S/MBE's, M/WBE's, and VBE's have the best opportunity to do business with Miami-Dade County Public Schools and have an equal opportunity in all phases of the contracting process. The OEO currently operates under School Board Policy 6320.02 and the OEO Administrative Procedures Manual.

CERTIFICATION | CONTRACTOR PREQUALIFICATION | COMPLIANCE  
COMMUNITY OUTREACH | TECHNICAL ASSISTANCE

## OEO HIGHLIGHTS

### SCHOOLS



**482**  
MIAMI-DADE  
COUNTY PUBLIC  
SCHOOLS

### SPEND



**508.22M**  
EXPENDITURES

### GRADUATION



**211**  
BUSINESSES

NATION'S 4TH  
LARGEST SCHOOL  
DISTRICT

GOB SPENDING  
WITH CERTIFIED  
FIRMS

GRADUATED  
FIRMS IN OUR  
PROGRAMS

## CONNECT



@MDCPSOEO



o eo.dadeschools.net

## ENGAGE HOW YOU CAN GET INVOLVED WITH US

Technical Tuesday

Business Technical  
Assistance Seminars

Social Media & Virtual events

South Florida Business  
Directory & Resource Guide

Small Business Outreach Events

## BUY LEARN WHAT WE DO



### Goods & Services

Equipment • Furniture • Janitorial • Security •  
Information Technology • Transportation • Food •  
Hauling of Goods

### Construction

Construction Services • Job Order Contracts •  
Construction Specialty Trades

### Professional Services (A/E)

Architecture • Professional Engineering •  
Landscape Architecture • Surveying •  
Mapping

### Professional Services (Non-A/E)

Asbestos Consultants • Program Management •  
Geotechnical • Construction Materials Testing •  
Environmental Services

## CERTIFICATIONS

SBE/MBE  
**1112**

Small Business Enterprise &  
Micro Business Enterprise  
Program

M/WBE  
**1164**

Minority/Women Business  
Enterprise Program

VBE  
**51**

Veteran Business Enterprise  
Program

## INTERLOCAL AGREEMENTS

### SMALL/MICRO

U.S Small Business  
Administration

Miami-Dade County

Miami Dade College

### M/WBE

Florida Office of Supplier  
Diversity


### VBE

Florida Office of Supplier  
Diversity

Data as of March 31, 2022



# Infographic: Increasing the Number of Firms in Targeted Industries



Calling All Local Business Owners

## LET US PREPARE YOU FOR FUTURE OPPORTUNITIES

**OFFICE OF  
ECONOMIC  
OPPORTUNITY**  
Impact Since 2013



● **\$508.22M**  
GENERAL OBLIGATION BOND (GOB)  
TOTAL SPENDING WITH  
SMALL/MICRO, MINORITY/WOMEN,  
AND VETERAN FIRMS



● **211**  
GRADUATED FIRMS IN OUR  
PROGRAMS



● **616**  
TOTAL NUMBER OF OUTREACH  
EVENTS



● **1803**  
SCHOOL SITE WORKFORCE  
REVIEWS

**FOR MORE INFORMATION ON  
BECOMING A VENDOR, GETTING  
CERTIFIED AS A SMALL/MICRO,  
MINORITY/ WOMEN, AND VETERAN  
BUSINESS ENTERPRISE, OR BECOMING  
PREQUALIFIED TO DO PRIME  
CONSTRUCTION GOB WORK, CONTACT  
US TODAY!**

**Website:**  
[oeo.dadeschools.net](http://oeo.dadeschools.net)

**Email:**  
[oeo@dadeschools.net](mailto:oeo@dadeschools.net)

**Phone:**  
**(305) 995 - 1307**

**Address:**  
**1450 NE 2nd Avenue  
Suite 428  
Miami, FL 33132**

**Stay Connected:**  
**@MDCPSOEO**




### CONSTRUCTION & A/E PROFESSIONAL SERVICES NIGP

**CODES NEEDED:**  
SUPPORTING OUR GOB PROGRAM

- 91240 - Demolition Services
- 91438 - Electrical
- 91244 - Excavation Services
- 91276 - Striping Streets, Parking Facilities, Lane Div
- 91200 - Construction Services
- 91430 - Concrete
- 91457 - Metal Work
- 77000 - Roofing Materials & Supplies
- 91051 - Masonry, Concrete & Stucco Maintenance
- 90932 - Doors & Windows
- 90900 - Building Construction Services
- 93153 - Lighting Fixtures Maintenance & Repair
- 91450 - Heating, Ventilating & Air Conditioning
- 90600 - Architectural Services, Professional
- 92500 - Engineering, Professional

### GOODS & SERVICES NIGP CODES NEEDED:

- 95294 - Transportation Services
- 91059 - Pest Control Services
- 91013 - Elevator Installation, Maintenance, Repair  
& Inspection Services
- 91869 - Insurance Consultants
- 37500 - Foods: Bakery
- 38000 - Foods: Dairy
- 38500 - Foods: Frozen
- 39000 - Foods: Perishable
- 94600 - Financial Services
- 95300 - Insurance and Insurance Services
- 42500 - Furniture: Office
- 96149 - Legal Services, Attorneys
- 34000 - Fire Protection Equipment and Supplies
- 20400 - Computer Hardware
- 98800 - Roadside, Grounds, Recreational, and Park  
Area Services (Landscaping)



# **UPCOMING MEETING: Next Regular Meeting**

## **September 6, 2022**